

GRANITE REMNANT STORE

Job # _____
 Company _____
 Reference _____

Date Of Order _____
 Template Date: _____
 Date of Conf: _____
 Date Feb. Comp: _____
 Install/P.U. Date: _____

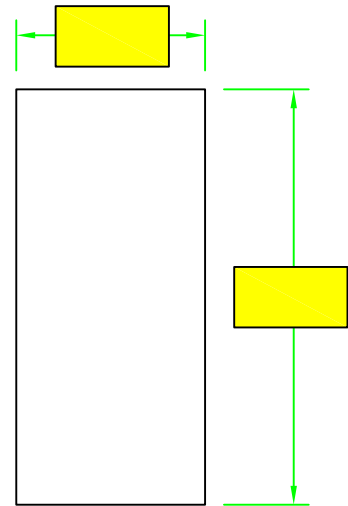
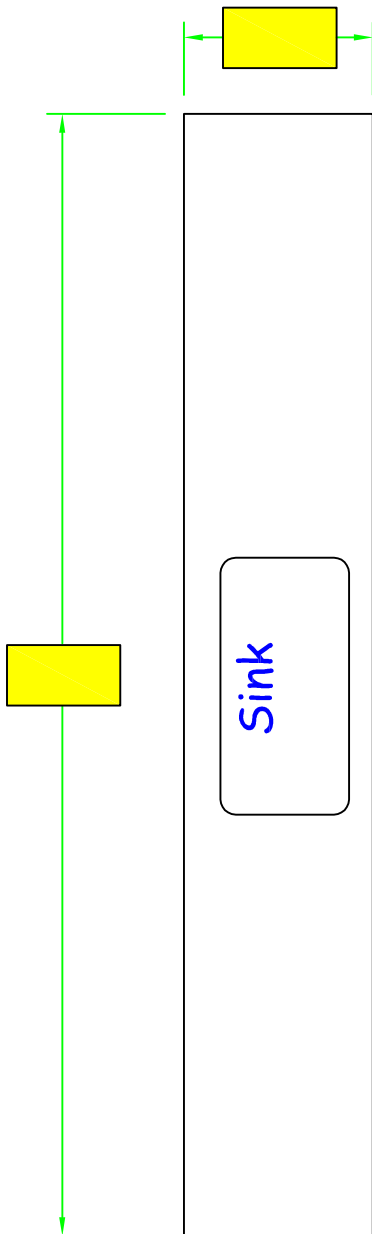
Job Address _____ Salesman _____
 Phone# _____ Map# _____

Stone color _____	Kitchen Sink _____ UMS/DIS
Size _____	Veg Sink _____ UMS/DIS
2cm/3cm/other _____ From _____	Bar Sink/Utly _____ UMS/DIS
Material: Ordered / / Received / /	Bath Sink _____ UMS/DIS
	Cooktop _____ Range _____

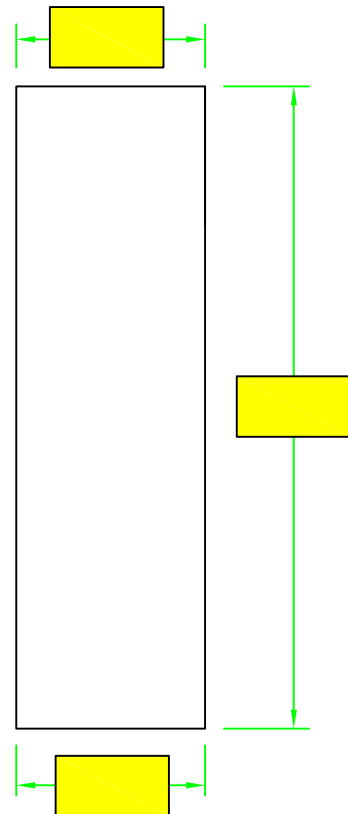
W = Wall Cab = Cabinet C = Centerline R = Radius (R1 = 1" Radius
 R2 = 2" Radius
 R3 = 3" Radius) Back Splash: YES / NO - Height _____

O = Flat Polish X = Finished Edge: Bullnose - DemiBull

Kitchen-shotgun



Appliance



How to measure your Kitchen for new counter tops.

1. Select the diagram that resembles your kitchen layout from our web site.
2. Print that form as a guide to measuring your kitchen. You can print several if needed for a complicated layout.
3. Using a tape measure, fill in the highlighted boxes for as many measurements as need to define your kitchen. You can also take a few photos with your phone or camera to bring in with your form.
4. Use the graniteremnantstore.com web site to view a selection of the many products we offer to help in the design of your new kitchen.
5. Also select your edge profile and mark the drawing with an "X" for the areas that require an edge.
6. Bring this form and your pictures to the Granite Remnant Store located at 1709 N. Central Expressway in Plano to view material, edges and sinks.
7. One of our knowledgeable sales representatives will help you with selection and provide you with an estimate of cost.
8. Please see the completed drawings on our web site for direction or call our office to speak to a kitchen specialist for help at 972-578-1329.

*This will be used just to calculate an estimate. Nothing will be fabricated from this form. Once you have made your decision to purchase your new kitchen, GRS will send a professional installer to make templates, sink centers and drawings, before fabrication begins. At this time an exact estimate will be prepared.